

# Leeds City Region COVID-19 Dashboard



Working in partnership with the

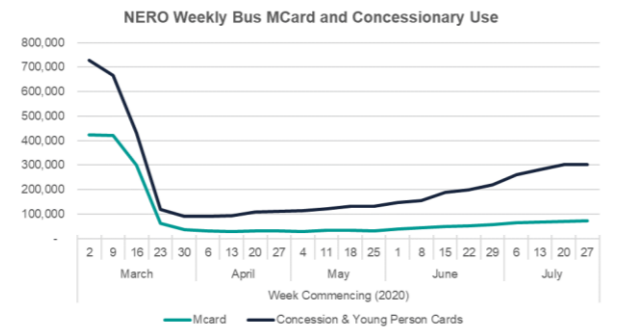


## Transport and environmental impacts

### Local bus patronage

For the week beginning Monday 27<sup>th</sup> July 2020, the combined level of MCard and concessionary fare use shows a **reduction of 67%** against the week beginning 2<sup>nd</sup> March 2020, with no change since the previous week.

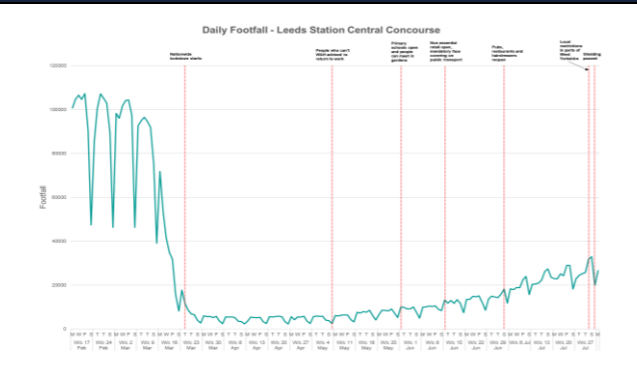
Source: WYCA NERO Reports



### Station footfall

Data from Network Rail shows total daily footfall levels on Leeds Station Central Concourse. For the week beginning Monday 27<sup>th</sup> July 2020, this shows a **reduction of 72%** against the week beginning 2<sup>nd</sup> March 2020, **an increase of 7%** against the previous week.

Source: Network Rail / Station Capacity Team [stationcapacity@networkrail.co.uk](mailto:stationcapacity@networkrail.co.uk)



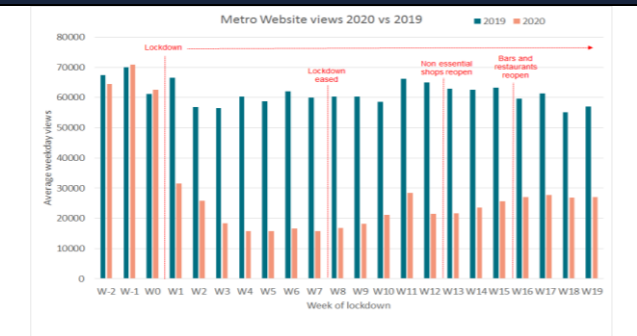
### Air quality

NO<sub>2</sub> concentrations across West Yorkshire are within the lowest band of the DEFRA Air Quality Index. With only two days data available it is too soon to say determine if NO<sub>2</sub> levels have changed in response to local restrictions. The data available indicates slight decreases across all sites, with the exception of Clay Pit Lane where concentrations have more than doubled, indicating a weekend of busy traffic.



### Metro website hits

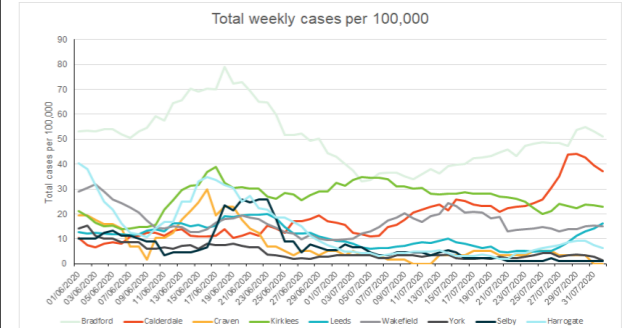
In week 19 the average weekday pageviews were 48% of the number in the same week of 2019, down from 49% in week 18. However, the number of pageviews increased by 1% from the previous week and were 71% higher than in week 4 of lockdown.



## Social and economic impacts

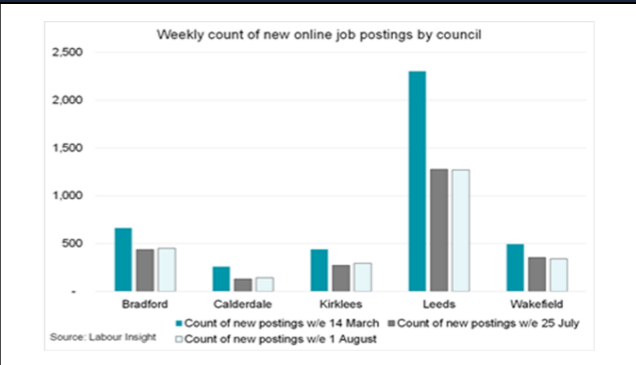
### Local virus prevalence

Parts of West Yorkshire have seen a sharp increase in COVID-19 cases, with local restrictions implemented in Bradford, Calderdale and Kirklees. Leeds has also seen the rate rise, albeit from a low base with cases growing to 16.4 per 100,000 in the week to August 1<sup>st</sup> compared to 5.1 the previous week. Bradford still has the highest number of cases with 51 per 100k.



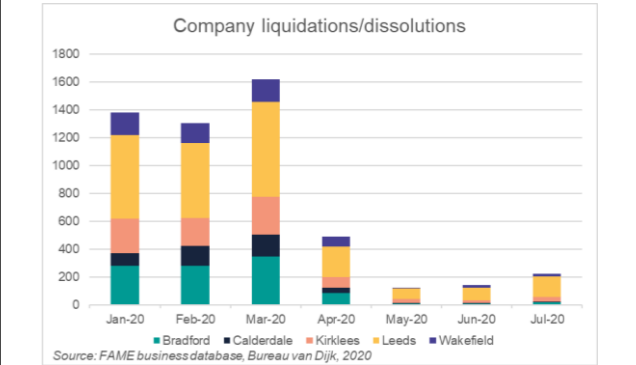
### Local labour market

There has been little change in the number of new vacancies posted online in the week ending 1st August compared with 25th July, both for West Yorkshire and for constituent council areas. Vacancy levels remain well below pre-crisis levels (week ending 14 March) in all council areas and are down 38% in West Yorkshire, though this is some improvement on the 58% low point in May.



### Local business / economic data

There were 221 company liquidations / dissolutions in West Yorkshire in July. Whilst this represents an increase of 57% on June (compared to 21% nationally), this appears to be a result of multiple linked companies with a single registered address being dissolved. The number of failures is 86% down on March, after which measures were introduced to minimise company failures as a result of COVID-19.



### Local business insight

The proportions of businesses reporting furlough numbers and trading status are similar to last week, with 50% of businesses saying they are open near-normally, though 44% said they are open with significantly reduced operations. 47% said they had no staff on furlough, though 2 businesses said they had more than 75% of staff on furlough.

