

Leeds City Region COVID-19 Dashboard



Working in partnership with the

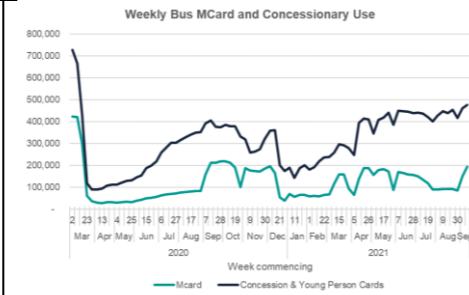


Rolling rate Transport and environmental impacts

Local bus patronage

For the week beginning Monday 13th September 2021, the combined level of MCard and concessionary fare use shows a 42% reduction against the week beginning 2nd March 2020, a 10% increase against the previous week.

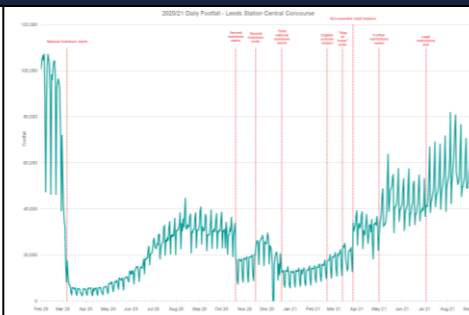
Source: WYCA NERO Reports



Station footfall

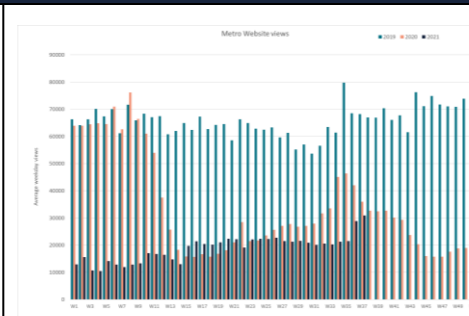
Data from Network Rail shows total daily footfall levels on Leeds Station Central Concourse. For the week beginning Monday 13th September 2021, this shows a 38% reduction against the week beginning 2nd March 2020, a 4% increase against the previous week.

Source: Network Rail / Station Capacity Team
stationcapacity@networkrail.co.uk



City / town centre activity

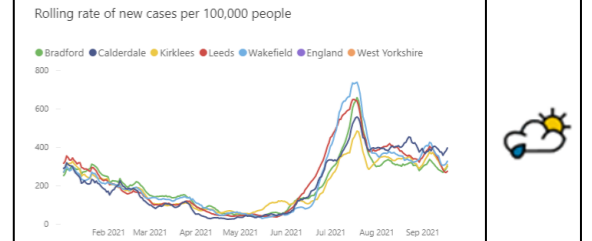
In the last week the average number of pageviews for the METRO website was 45% of the number in the same week of 2019. The average number of weekday pageviews rose 7% from the previous week, which had seen a 34% increase from the previous week following the start of the new school year.



Social and economic impacts

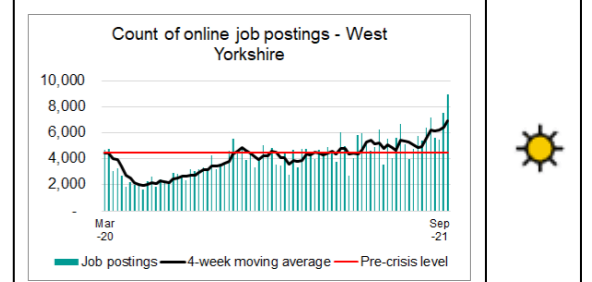
Local virus prevalence

West Yorkshire case rates decreased by 10% in the week to the 18th September (latest data) to 304 per 100k, whilst rates decreased by 11% in England overall. Overall case rates in West Yorkshire are like the position in late July 2021, with levels still higher than the January 2021 peak. Leeds has seen the largest fall of 22%, dropping to 273 per 100k people. Bradford has seen a slight increase of 2% increasing to 299 cases per 100k.



Local labour market

The week ending 18 September saw a strong increase in the number of vacancies posted online in West Yorkshire of 7%, based on a 4-week moving average. However, the unadjusted weekly count of postings was easily the highest since the pandemic began. The count of postings has now been above the pre-pandemic level (March 14, 2020) for 21 consecutive weeks.



Local business / economic data

There were 403 business liquidations in West Yorkshire up to the week ending September 14th, based on a four-week moving average, according to data from Bureau van Dijk's Fame database. This represents a 9% increase from the previous week four-week period. Nationally liquidations increased by 8%. Rates have increased the most in Leeds growing to 167 an increase of 10% and the lowest in Calderdale growing to 33 an increase of 4%.

