

# Leeds City Region COVID-19 Dashboard



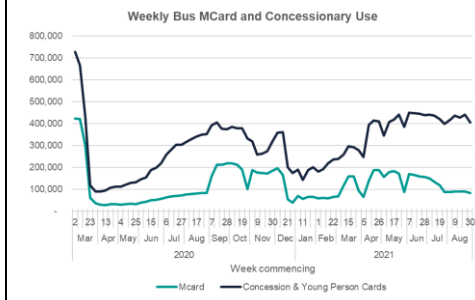
Working in partnership with the



## Transport and environmental impacts

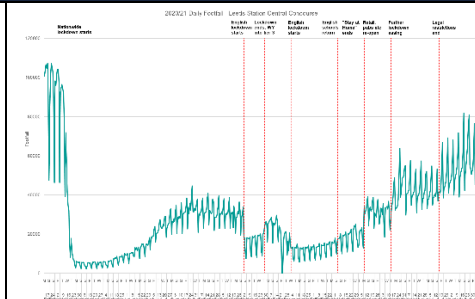
### Local bus patronage

For the week beginning Monday 30<sup>th</sup> August 2021 (a bank holiday), the combined level of MCard and concessionary fare use shows a 58% reduction against the week beginning 2<sup>nd</sup> March 2020, an 8% decrease against the previous week.  
Source: WYCA NERO Reports



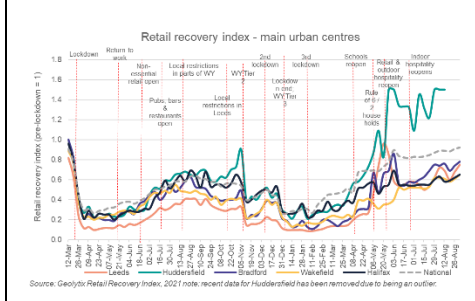
### Station footfall

Data from Network Rail shows total daily footfall levels on Leeds Station Central Concourse. For the week beginning Monday 30<sup>th</sup> August 2021 (a bank holiday), this shows a 39% reduction against the week beginning 2<sup>nd</sup> March 2020, an 11% decrease against the previous week.  
Source: Network Rail / Station Capacity Team  
[stationcapacity@networkrail.co.uk](mailto:stationcapacity@networkrail.co.uk)



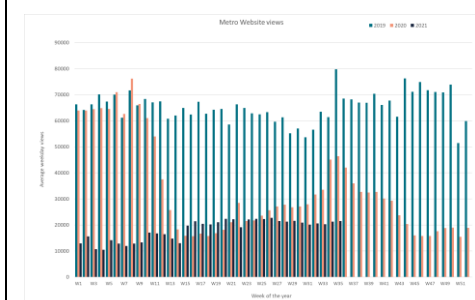
### City / town centre activity

Activity in four of West Yorkshire's five main urban centres, have seen an increase in the week ending 2<sup>nd</sup> September. While all major urban centres are coming to close to their pre pandemic baseline. Only Huddersfield has exceeded it at 50% above the pre pandemic baseline. There is a strong increase in footfall in Leeds city centre going from 68% to 75% of pre pandemic footfall levels.



### Metro website hits

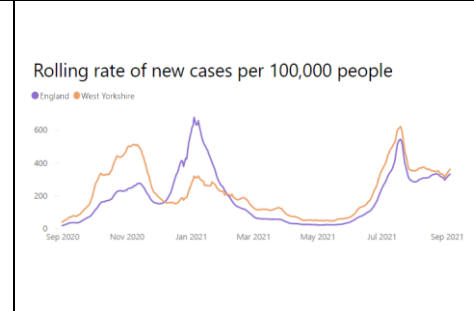
In the last week the average number of pageviews for the METRO website was 27% of the number in the same week of 2019. The average number of weekday pageviews rose 1% from the previous week, and is 39% higher than the lowest point in 2020.



## Social and economic impacts

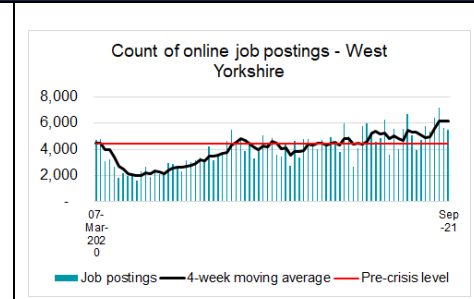
### Local virus prevalence

West Yorkshire case rates increased by 9% in the week to the 4<sup>th</sup> September (latest data) to 359 per 100k, whilst rates increased by 7% in England overall. Overall case rates in West Yorkshire are similar to the position in late July 2021, with levels still higher than the January 2021 peak. Locally, case rates are highest in Wakefield (407 per 100k) and lowest in Bradford (308 per 100k). Case rates are currently highest in those aged 15-19 and a similar trend is observed across much of England.



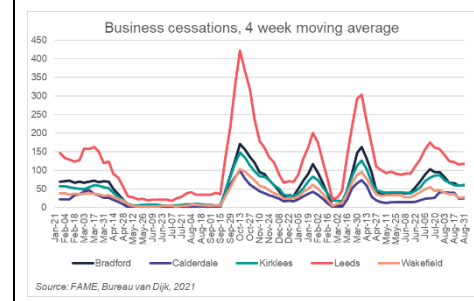
### Local labour market

6,177 job vacancies were posted online in West Yorkshire during week ending 4<sup>th</sup> September (based on a 4-week moving average). This represents virtually no change on the previous week but around 20% higher than week ending 24<sup>th</sup> July when restrictions were lifted. Job postings in West Yorkshire have now been above pre-crisis levels for 19 weeks.



### Local business / economic data

There were 291 business liquidations in West Yorkshire up to the week ending 31<sup>st</sup> August, based on a four-week moving average, according to data from Bureau van Dijk's Fame database. The previous downward trend has stalled in recent weeks, with this week's liquidation being a small increase from previous figure of 283.



### Local business data

Over the month of August there was 1664 new business registered with the Chamber of Commerce, according to Beurea van Diji's Fame database. Over the same period there was around 1458 business closures. A net gain of 206 new businesses in the West Yorkshire region. The wholesale, retail and vehicle sector had 311 new businesses open in August. The most out of all the businesses followed by Transport and storage with 253.

