

**Chief Officer Team  
Briefing for COM**

**Title:** Anti-Social Behaviour Report

**COT Sponsor:** T/ACC Damien Miller

**Report Author:** Sergeant Kate Connelly

**Date:** 20<sup>th</sup> August 2021

---

**SUMMARY**

This report outlines the Force's current position in relation to Anti-Social Behaviour (ASB). It includes details of the current trends of ASB calls and locations within each District in West Yorkshire. It also contains data detailing the volume of recorded incidents, repeat rates, public perception and satisfaction.

West Yorkshire Police along with our Partner agencies continue to face significant challenges during the COVID 19 pandemic. This report outlines the issues experienced by the communities of West Yorkshire during lockdown and how West Yorkshire Police has pro-actively dealt with these additional challenges.

**ASB LEGISLATION**

The Anti-Social Behaviour, Crime and Policing Act 2014 came into force in March 2015. This was a significant change in the structure of the legislation with a reduction from 19 available powers to 6:

- Injunctions to prevent nuisance and noise (INPAs)
- Criminal Behaviour Orders (CBOs)
- Dispersal Powers
- Community Protection Notices (CPNs)
- Public Space Protection Orders (PSPOs)
- Closure Powers

This change consolidated and simplified the law in relation to ASB. For local involvement and accountability, the Act also includes the following measures:

- ASB Case Review (Community Trigger) – Victims can activate a multi-agency review of their case and agencies can use early intervention techniques to try to resolve the issue. A recent review of Community Triggers confirmed each District has a publicised procedure in place for when a Community Trigger request is made
- Community Remedy – In some cases, the victim can have a say in the outcome

**ASB GOVERNANCE**

The Force uses Storm and Corvus computer systems to produce monthly Management Information for each District and for the Force. The Storm interface is on the Bluestar platform and is where all contact to the Police is recorded. This includes 999/101 telephone calls, web chats and online reporting. Corvus is a tasking and intelligence system, which is also developed by Bluestar. It contains information about the volume and types of ASB incidents and how they are dealt with. This data enables the Force to identify whether rates are increasing or decreasing.

ASB victim satisfaction is monitored through the Victim User Satisfaction Surveys, which are carried out each month. The Survey covers all aspects of the victim's journey with the Police, including ease of contact; speed of arrival; actions taken; keeping informed of progress; treatment and overall satisfaction. The response provides an insight into how the victim is left feeling following their interaction with the Police and feeds into the service recovery process. The ASB Satisfaction Survey review was completed in February 2021 following the introduction of a new ASB question set. The new Survey commenced in April 2021 and the new question set has an additional facility to enable the caller to request recontact from the local Neighbourhood Team. A new process has been implemented in Contact to ensure Call Management Centre compliance when dealing with ASB callers.

**REPORTED ASB AND COVID-19**

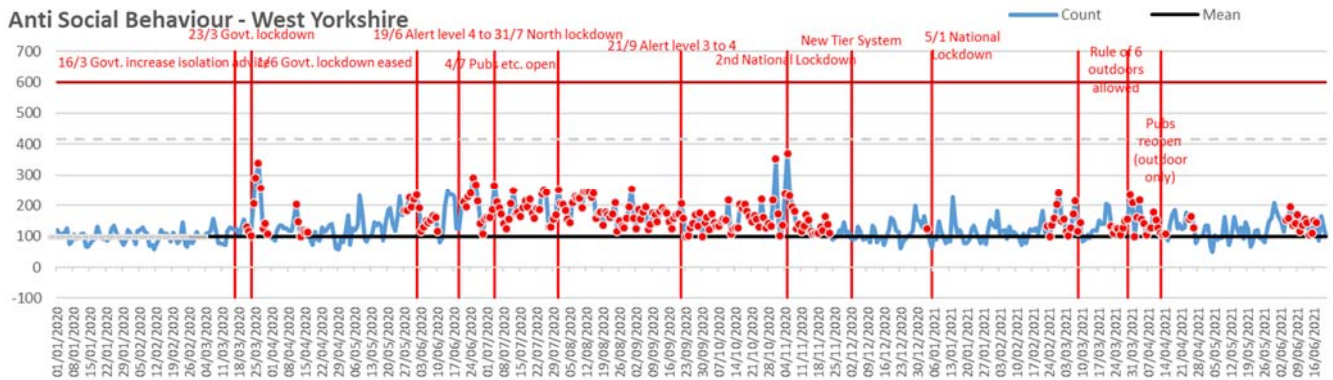
Between July 2020 and April 2021, the total overall reported number of ASB incidents showed an increase in reported ASB for all Districts compared to the same period the previous year (**Table 1**). This was expected due to the impact of COVID and the various lockdown and reopening dates (**Table 2**).

For the last two consecutive months of May and June 2021, the ASB rates have significantly reduced compared to the previous year with a 22.2% and 24.9% reduction. This demonstrates the hard work and commitment in each District to reduce demand and ASB within their Ward areas. However, we do have to be mindful of the issues and demand faced by the Force in May and June 2020 with the unpredicted hot weather, the first lockdown and also the George Floyd protests and demonstrations across the Country.

**Table 1**

	West Yorkshire - Total ASB Incidents			
	2019-20	2020-21	+/- vol	+/- %
Jul	4866	5828	962	19.8%
Aug	4991	5835	844	16.9%
Sep	3888	4659	771	19.8%
Oct	4292	5058	766	17.8%
Nov	3402	4318	916	26.9%
Dec	2668	3417	749	28.1%
Jan	3071	3463	392	12.8%
Feb	2794	3533	739	26.4%
Mar	4118	4337	219	5.3%
Apr	3402	4000	598	17.6%
May	4586	3566	-1020	-22.2%
Jun	5389	4047	-1342	-24.9%
Total	47467	52061	4594	9.7%

**Table 2**



This increase in reported ASB was expected and is the result of a number of contributing factors such as:

- The reintroduction and the subsequent relaxation of the Government COVID lockdown rules. (There was a large degree of confusion within our communities as to what constituted a breach of the lockdown and what was general ASB)
- A large percentage of the population continued to work at home for an increased number of hours during the day, others were subject to furlough and some were shielding. This meant more people were able to witness and report ASB and activity
- The easing of regulations gave people a feeling of freedom and an opportunity to express themselves
- Some individuals continued to rebel against imposed regulations and restrictions as they regarded it as an impingement on their right to freedom and expression
- COVID vaccinations have given people more confidence to meet in public in larger groups than during the previous 12 months
- Encouragement of reporting ASB incidents by the Force with the relaunch of the online reporting form on the Force Website along with the traditional face to face and telephone reporting methods

**ASB PROFILE MARCH - JUNE 2021**

The overall total ASB figures show that in all 5 Districts the Long-Term Volume (LTV) had decreased by an average of 13.1%. Kirklees has the highest decrease in the LTV with a total reduction of 20.3% which is an excellent achievement. Bradford had the smallest decrease which was 9.8% lower than the previous year, but this still equates to 327 less reports. The reductions are mirrored in the LTV per 1000 of population which also has a decrease in all 5 Districts.

Across all Districts Youth Related reported incidents has replaced Nuisance Motorcycle / Quads Bike as the primary volume category (**Appendix A**). This had an overall West Yorkshire increase of 50.1% compared to 20/21. Nuisance Motorcycle / Quad Bike was second, however this has seen an overall reduction in West Yorkshire by 22.1% compared to the previous 12 months. This reduction reflects the hard work and focus the NPT teams have put in to tackling this area. The highest percentage reduction was in Neighbour Related reports which had an overall reduction of 48.2% compared to the 20/21 figures.

Over the last 4 months the levels of ASB have fluctuated initially with a gradual reduction up to June 2021 within the majority of Districts. There has been a slight increase in June 2021 but again this is in line with the general trend for the summer months and holiday period.

OFFICIAL

	Long Term Volume (YTD)			Long Term Per 1,000 Pop			Short Term Trend - ASB per Day				
	19/20	20/21↓	+/-	19/20	20/21↓	↓	Mar 20	Apr 20	May 20	Jun 20	Trend
West Yorkshire	11,083	13,158	18.7%	7.1	8.4	▲	154	112	145	177	
Leeds	3,805	4,444	16.8%	8.8	10.2	▲	54.7	37.1	48.3	61.1	
Bradford	2,865	3,342	16.6%	5.5	6.4	▲	38.9	28.5	37.5	44.2	
Kirklees	1,956	2,314	18.3%	4.6	5.5	▲	25.1	21.3	25.2	29.8	
Wakefield	1,634	1,866	14.2%	10.5	12.0	▲	22.7	16.0	19.9	25.6	
Calderdale	823	1,192	44.8%	23.4	33.9	▲	12.2	8.9	13.8	16.6	

	19/20	20/21↓	+/-	19/20	20/21↓	↓	Mar 20	Apr 20	May 20	Jun 20	Trend
West Yorkshire											
Nuisance Motorcycle/Quad Bike	2,059	3,760	82.6%	1.3	2.4	▲	21.8	36.8	48.7	38.2	
Neighbour Related	1,856	2,753	48.3%	1.2	1.8	▲	19.2	27.3	29.7	33.8	
Youth Related	3,788	2,569	-32.2%	2.4	1.6	▼	50.2	14.5	23.6	46.7	
Adult Nuisance - Non Alcohol Related	1,785	2,254	26.3%	1.1	1.4	▲	24.4	21.0	22.6	30.8	
Nuisance Car/Van	620	1,140	83.9%	0.4	0.7	▲	6.7	7.2	12.7	17.6	
Alcohol	745	454	-39.1%	0.5	0.3	▼	6.4	3.1	4.7	7.2	
Littering/Drugs Paraphernalia	128	166	29.7%	0.1	0.1	↔	1.0	1.3	1.8	2.3	
Fireworks/Snowballing	102	62	-39.2%	0.1	0.0	▼	0.7	0.5	0.7	0.8	

On reviewing the Storm incidents closed as “Youth Related” to try and understand the increase in demand in this area, the majority of the Calls related to groups of teenagers gathering in public areas causing general nuisance. General Nuisance incidents included gathering in large groups, playing loud music, kicking a ball around near vehicles, throwing objects with a perceived risk of causing damage and reports of drinking / drug taking. There has also been an increase in the number of reports of youths on electric scooters over the last 12 months which is also included in this category.

When considering these reports, there are numerous potential contributing factors to the increase in Youth Incidents:

- The closure of Youth Services and Sports Clubs across the Force area due to COVID restrictions resulting in youths congregating in public areas to engage in activities with their peers
- Relaxing of the restrictions allowing larger groups to meet in public. This can be frightening for some people who have not witnessed Young People meeting in such numbers for a long period of time which escalates fears and leads to reporting
- Decline in the number of Calls recorded as ‘COVID related incidents’ compared to the same period the previous year which could have contributed to the increase in this area (**Appendix B**)
- Reduced tolerance levels of some members of the public for observed behaviour
- Reduction in the number of PCSOs offering a visible deterrent in some Districts
- NPT officers supporting frontline officers due to increased absences with the track and trace and “pinging”. This has been a challenge for all Districts which is unprecedented but a necessary requirement at this time

Local Policing will be completing a further audit of these Calls and will work with our Partners and NPT’s to address these issues.

Of note from the Crime Incident type (**Appendix A**) Neighbour related ASB decreased in the three months in the year to date (April to June) compared to the same period last year. Again, this is directly attributed to the lockdown and reopening of workplaces and social activities allowing people to be away from their home.

**REPEAT CALL LOCATIONS****Top 10 Repeat Locations - ASB (based on last 6m to June)**

Address	District	Count
RANELAGH AVE	BD	59
YORK HOUSE IDLETHORP WAY	BD	31
BEECH GR	BD	28
TEMPLE NEWSAM HOUSE TEMPLE NEWSAM PK	LD	26
TOWN ST	LD	25
ACRES HALL CR	LD	24
OVENDEN GRE	CD	24
BELLE ISLE RD	LD	23
HEATHCROFT DR	LD	23
TESCO 700 GREAT HORTON RD	BD	23

The Neighbourhood Teams ensure a problem-solving approach is taken to tackle the issues. Examples of such work undertaken is shown below.

**Ranelagh Avenue**

The majority of calls for service are for nuisance bikes. The local Neighbourhood Team is working in partnership with the Steerside Team and have completed days of action in the area. They have also work collaboratively with Leeds District Off Road Bike Team to gain additional support and resources for targeted days of action. Further dates have been organised and meetings will continue to be held with the Council and Local Housing providers to ensure a joined up approach to problem solve the issue.

**Beech Grove**

Is another area where the calls relate to Nuisance Bikes and Quads. Again, work is being completed with internal and external Partners to address the issue and we are actively encouraging the reporting of such incidents to gain the intelligence and identify the offenders and enable targeted patrols and action in these areas.

**York House**

This location is managed on a Problem Solving Occurrence and is mainly around Youth ASB. Extensive work has been completed by the local NPT working with Incommunities in Bradford as well as Youth Services and Early Action Teams. This work has led to several charges and interventions against key individuals. There have been Closure Notices, evictions and target hardening on properties in the area. There has been a decline in the number of repeat calls for service and it is expected this trend will continue with the excellent work being completed in the area.

**Temple Newsam House**

This is a large open park and place of interest where members of the public have been attending in groups or with families. It has a wide attraction due to various amenities within the grounds for all ages. The majority of calls have been for groups of youths causing general ASB and playing football near parked cars. In addition, there has been an increase in calls around several traveller encampments over the last 6 months which were swiftly dealt with by Section 61 notices. The local NPT are liaising with the security and site owners on a regular basis.

## **Armley Town Street**

In April 2021 the local NPT created an action plan in relation to Armley with a focus on Town Street to address street drinking, begging and ASB. Work has been undertaken with a number of Partners including LASBT, Street Outreach and other support providers to target and support problematic individuals. They worked with local businesses and the Town Street Traders Group to try and reduce crime and raise aware of theft prevention and support those staff that were previously subject to intimidation. On one day of action they completed 46 Stop Searches and made 10 arrests for vehicle crime, theft, and street level drug dealing. In addition, 3 people were reported for drugs possession. The Mounted Section was requested and helped enforce their operations.

Leeds West NPT also worked with Trading Standards to target those businesses known to be involved with criminal activity. To date £35,000 of illegal cigarettes have been recovered and the NPT are working with Utility providers in relation to two premises identified as abstracting electricity. Evidence collated by the NPT on behalf of LASBT has in turn been presented to the Courts. A Closure Order has been successfully applied for, the first in the country for a whole area. The first arrest and report for summons has already been made using this tool. The NPT have also targeted two addresses with LASBT known to be the seat of the ASB with two Closure Orders implemented. We are awaiting the Court outcome of the nine individual Injunctions against people applied for by LASBT after Neighbourhood officers collated the relevant evidence.

## **ASVAT (Anti-Social and Vulnerability Assessment Tool)**

The ASVAT system was launched within West Yorkshire in December 2019 across all five Districts. The purpose of it is to enable staff to review ASB calls easily and to evaluate and identify risk effectively. The ASVAT has been designed to identify risks for repeat callers / victims, which may have been overlooked in the initial screening call process.

In addition to reviewing risk of completed call logs the users of the ASVAT system have now been trained to actively review the call logs to assist with crime recording standards. This has been achieved with the assistance of the Office of the Force Crime Registrar. A new referral process was introduced in February 2021 to report under recorded offences back to the originating team in the call centre or Neighbourhood Policing Teams. Regular training on offences is also being delivered to the ASVAT users on their bi-monthly training days by the deputy Force Crime Registrar.

## **PROBLEM SOLVING OCCURRENCE (PSO)**

Following West Yorkshire Police's participation in a National Police Chiefs Council (NPCC) Peer Review of Neighbourhood Policing in 2019, a number of recommendations were highlighted for consideration after our inspection by Merseyside Police. Following on from these recommendations new Supervisor Templates were introduced over the preceding 12 months along to ensure their reviews are timely, specific, appropriate and corporate. In addition to this, a finalisation template has been devised which links directly with a new 'What Works Well' submission form to review the outcome of the PSO and highlight any good practice or learning which can be shared internally and externally. This Form is also used for highlighting tactics, which did not work well to share learning and experience across the Force. Local Policing has created a new Mailbox for staff and Partners to forward their submission forms to be reviewed, evaluated and published. A monthly newsletter is also produced and shared on the Force's Intranet site and with all Neighbourhood Policing Teams with details of two of the Districts submissions to further highlight good practice.

In 2021 West Yorkshire Police was subject to an HMICFRS Inspection which included reviewing our Problem-Solving Process. The Force was also Peer Reviewed by South Yorkshire Police in relation to our Neighbourhood Model. Following further recommendations and discussion, West Yorkshire made the decision to return to the OSARA Model of Problem Solving. Work is now underway to review and update our PSO processes and this will form part of the training delivered on the new Neighbourhood Policing Course which begins in October 2021.

## **PUBLIC PERCEPTION AND SATISFACTION**

Overall, satisfaction, in respect of ASB has remained stable compared to the 2020/21 outturn in all 5 measured areas. As previously mentioned, further work has been undertaken to review the Satisfaction Survey and a new recontact process has been implemented in January 2021 to look to further improve our satisfaction figures in the coming year. (Appendix C)

## **FUTURE**

West Yorkshire Police will continue to work with Partners to reduce ASB. This work includes:

- **Problem Solving Occurrences** – Relaunch the PSOs process with the OSARA Model across the Force. Full training will be given to all Neighbourhood Staff of all ranks to ensure that they are recorded and managed correctly. Each PSO will have a tailored response and action plan evaluating its effectiveness. Good practice will be shared on the Force’s “What Works Well” web page and the Neighbourhood Learn Forum
- **Pol-Ed** – A resource that is being created by Police for schools and will be learning delivered by teachers as part of the mandated Personal, Health, Social and Economic (PHSE) inputs. This resource will teach young people about offences. It highlights ASB offences and the negative impact this behaviour has on individuals and communities. Following a successful launch event in May 2021, Pol-Ed is due to go live across all schools in West Yorkshire in September 2021
- **Neighbourhood Profiler** – Targeting Police and Partner resources and activities to those locations where crime is most concentrated using the new electronic mapping facilities and hotspot areas. This system will enable the implementation of alerts on officer’s Handheld Devices when they enter an area of interest
- **ASVAT** – Monitoring all ASB calls and highlighting vulnerability to ensure Police and Partners intervene at the earliest opportunity to reduce threat, risk and harm to individuals

## **SUMMARY**

The last 12 months has been unprecedented in the demand and challenges faced by West Yorkshire Police in dealing with the COVID 19 pandemic and the various levels of restrictions and lockdowns. The Force has worked hard to understand the new demands and effects on our communities. We have used technology to engage safely with our communities and Partners by using social media effectively and holding virtual meetings across different platforms. WY Community Alert has provided an additional engagement platform and the number of sign-ups continues to increase each month.

West Yorkshire Police participated in the first Anti-Social Behaviour awareness week between the 19<sup>th</sup> and 25<sup>th</sup> July 2021, where additional engagement events and Force videos were released encouraging members of the public to actively report ASB via all our reporting methods.

Anti-Social behaviour reports have increased over the last 12 months with the largest area being Youth related. Additional work is being undertaken both internally and with Partner agencies to understand this increase and address these issues. The Force regularly reviews ASB data, especially for repeat locations and callers to ensure we provide the best possible service to our communities. We will continue to work with our Partners, communities and other agencies to manage and address demand.



Appendix A

ASB by District and Incident Type

West Yorkshire	19/20	20/21↓	+/-	19/20	20/21↓	↕	Mar 20	Apr 20	May 20	Jun 20	Trend
Nuisance Motorcycle/Quad Bike	2,059	3,760	82.6%	1.3	2.4	▲	21.8	36.8	48.7	38.2	
Neighbour Related	1,856	2,753	48.3%	1.2	1.8	▲	19.2	27.3	29.7	33.8	
Youth Related	3,788	2,569	-32.2%	2.4	1.6	▼	50.2	14.5	23.6	46.7	
Adult Nuisance - Non Alcohol Related	1,785	2,254	26.3%	1.1	1.4	▲	24.4	21.0	22.6	30.8	
Nuisance Car/Van	620	1,140	83.9%	0.4	0.7	▲	6.7	7.2	12.7	17.6	
Alcohol	745	454	-39.1%	0.5	0.3	▼	6.4	3.1	4.7	7.2	
Littering/Drugs Paraphernalia	128	166	29.7%	0.1	0.1	◀	1.0	1.3	1.8	2.3	
Fireworks/Snowballing	102	62	-39.2%	0.1	0.0	▼	0.7	0.5	0.7	0.8	

Leeds	19/20	20/21↓	+/-	19/20	20/21↓	↕	Mar 20	Apr 20	May 20	Jun 20	Trend
Nuisance Motorcycle/Quad Bike	691	1,165	68.6%	1.6	2.7	▲	8.4	11.3	15.8	11.1	
Neighbour Related	644	992	54.0%	1.5	2.3	▲	7.1	9.7	10.3	12.7	
Youth Related	1,239	914	-26.2%	2.9	2.1	▼	18.4	5.3	8.4	16.5	
Adult Nuisance - Non Alcohol Related	686	811	18.2%	1.6	1.9	▲	9.2	7.1	8.5	11.2	
Nuisance Car/Van	180	299	66.1%	0.4	0.7	▲	1.6	1.9	2.6	5.4	
Alcohol	286	173	-39.5%	0.7	0.4	▼	2.3	1.1	1.7	2.9	
Littering/Drugs Paraphernalia	46	71	54.3%	0.1	0.2	▲	0.3	0.6	0.7	1.0	
Fireworks/Snowballing	33	19	-42.4%	0.1	0.0	▼	0.4	0.1	0.2	0.3	

Bradford	19/20	20/21↓	+/-	19/20	20/21↓	↕	Mar 20	Apr 20	May 20	Jun 20	Trend
Nuisance Motorcycle/Quad Bike	628	1,093	74.0%	1.2	2.1	▲	4.8	9.8	13.9	12.2	
Youth Related	940	653	-30.5%	1.8	1.2	▼	12.5	3.5	6.3	11.8	
Neighbour Related	492	649	31.9%	0.9	1.2	▲	4.7	6.5	7.8	7.1	
Adult Nuisance - Non Alcohol Related	422	441	4.5%	0.8	0.8	◀	6.0	4.6	4.1	5.8	
Nuisance Car/Van	167	361	116.2%	0.3	0.7	▲	2.4	2.8	4.0	5.2	
Alcohol	135	90	-33.3%	0.3	0.2	▼	1.6	0.8	0.9	1.2	
Littering/Drugs Paraphernalia	40	37	-7.5%	0.1	0.1	◀	0.3	0.3	0.3	0.6	
Fireworks/Snowballing	41	18	-56.1%	0.1	0.0	▼	0.2	0.1	0.1	0.3	

Kirklees	19/20	20/21↓	+/-	19/20	20/21↓	↕	Mar 20	Apr 20	May 20	Jun 20	Trend
Nuisance Motorcycle/Quad Bike	417	668	60.2%	1.0	1.6	▲	3.5	7.8	7.8	6.4	
Neighbour Related	349	454	30.1%	0.8	1.1	▲	3.7	4.5	4.8	5.7	
Youth Related	624	420	-32.7%	1.5	1.0	▼	8.0	2.5	3.6	7.8	
Adult Nuisance - Non Alcohol Related	256	410	60.2%	0.6	1.0	▲	3.8	4.6	4.1	4.8	
Nuisance Car/Van	148	233	57.4%	0.4	0.6	▲	1.4	1.1	3.3	3.3	
Alcohol	131	88	-32.8%	0.3	0.2	▼	0.9	0.5	1.0	1.4	
Littering/Drugs Paraphernalia	18	29	61.1%	0.0	0.1	▲	0.3	0.2	0.3	0.4	
Fireworks/Snowballing	13	12	-7.7%	0.0	0.0	◀	0.1	0.1	0.2	0.1	

Wakefield	19/20	20/21↓	+/-	19/20	20/21↓	↕	Mar 20	Apr 20	May 20	Jun 20	Trend
Nuisance Motorcycle/Quad Bike	240	505	110.4%	1.5	3.2	▲	3.6	6.0	6.1	4.5	
Neighbour Related	235	418	77.9%	1.5	2.7	▲	2.1	4.0	4.5	5.3	
Adult Nuisance - Non Alcohol Related	281	406	44.5%	1.8	2.6	▲	3.2	3.0	3.9	6.5	
Youth Related	630	333	-47.1%	4.0	2.1	▼	7.4	1.9	3.2	6.0	
Nuisance Car/Van	89	115	29.2%	0.6	0.7	▲	0.8	0.7	1.3	1.9	
Alcohol	135	65	-51.9%	0.9	0.4	▼	1.0	0.3	0.7	1.1	
Littering/Drugs Paraphernalia	18	15	-16.7%	0.1	0.1	◀	0.1	0.0	0.2	0.2	
Fireworks/Snowballing	6	9	50.0%	0.0	0.1	▲	0.0	0.1	0.2	0.1	

Calderdale	19/20	20/21↓	+/-	19/20	20/21↓	↕	Mar 20	Apr 20	May 20	Jun 20	Trend
Nuisance Motorcycle/Quad Bike	83	329	296.4%	2.4	9.4	▲	1.5	1.8	5.1	3.9	
Youth Related	355	249	-29.9%	10.1	7.1	▼	4.0	1.4	2.2	4.7	
Neighbour Related	136	240	76.5%	3.9	6.8	▲	1.7	2.6	2.3	3.0	
Adult Nuisance - Non Alcohol Related	140	186	32.9%	4.0	5.3	▲	2.3	1.7	2.0	2.5	
Nuisance Car/Van	36	132	266.7%	1.0	3.8	▲	0.5	0.8	1.6	1.9	
Alcohol	58	38	-34.5%	1.7	1.1	▼	0.5	0.4	0.3	0.6	
Littering/Drugs Paraphernalia	6	14	133.3%	0.2	0.4	▲	0.0	0.1	0.2	0.1	
Fireworks/Snowballing	9	4	-55.6%	0.3	0.1	▼	0.0	0.1	0.0	0.0	



**Appendix B****COVID recorded incidents**

Month	All Covid Recorded Incidents	All incidents disposed on code 666
2020-03	1356	917
2020-04	21543	19669
2020-05	13766	12732
2020-06	3849	3473
2020-07	1097	958
2020-08	3230	2929
2020-09	3070	2864
2020-10	5001	4679
2020-11	5442	5022
2020-12	3690	3459
2021-01	6677	6205
2021-02	5739	5321
2021-03	5306	4949
2021-04	3038	2855
2021-05	1225	1100
2021-06	643	567
2021-07	472	410

Appendix C

ASB Management Information

**Anti-Social Behaviour  
West Yorkshire - June  
2021**

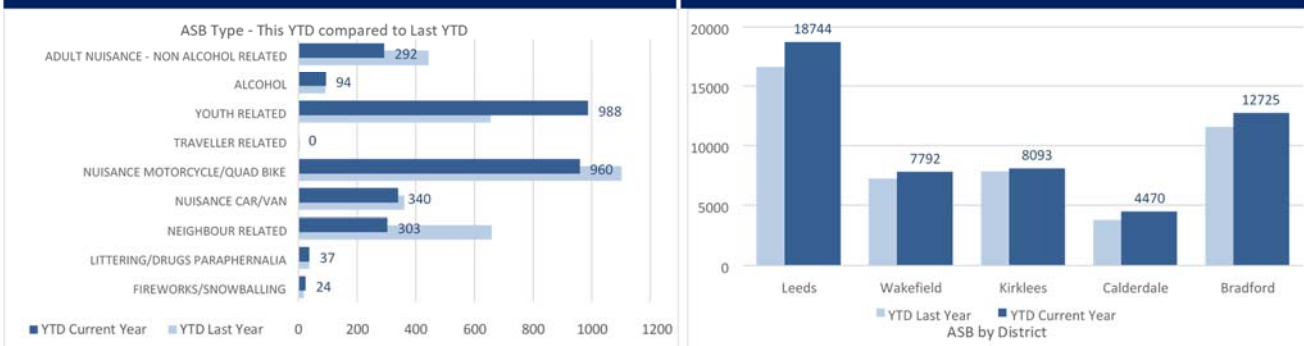
Satisfaction - Survey Data (12m rolling)		2020-21 Outturn	Apr-21	May-21	Jun-21	Change - last 12 months	
Satisfaction	% Overall Satisfaction of Service Users - ASB	73.9%	72.4%	71.3%	71.4%	No sig. change	◀▶
	% Satisfied With Ease of Contacting Somebody for Assistance	85.5%	85.0%	85.3%	85.8%	No sig. change	◀▶
	% Satisfied With Actions Taken by Police	64.7%	63.8%	62.9%	63.8%	No sig. change	◀▶
	% Satisfied With Being Kept Informed of Progress	50.9%	50.4%	49.6%	50.9%	No sig. change	◀▶
	% Satisfied With Treatment by Police Officers and Staff	89.7%	89.4%	90.1%	89.7%	No sig. change	◀▶

Mar-21

**Recorded ASB** **ASB Incode:ASB Finalised Rate**



**ASB by Type (Year to Date - from April)** **ASB by NPT (Year to Date - from April)**

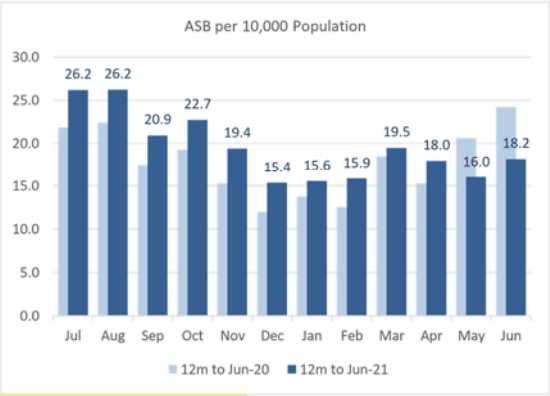


Repeat ASB - 6 month rolling total

ASB Per 10,000 Population

	Total Repeat Locations		6m to Jun-21 - 5 or more Repeats	
	6m to Jun-20	6m to Jun-21	By Location	By Victim (Tel no)
Jul	3350	4494	715	306
Aug	3648	4528	709	292
Sep	3711	4625	743	306
Oct	3773	4870	826	341
Nov	3712	4878	819	342
Dec	3564	4539	736	314
Jan	3276	4129	673	324
Feb	2899	3730	613	314
Mar	2906	3658	595	307
Apr	2795	3461	582	284
May	3035	3309	572	282
Jun	3531	3401	580	291
Average	3350	4135	680	309

Pop:	12m to Jun-20	12m to Jun-21
2,226,058		
Jul	21.9	26.2
Aug	22.4	26.2
Sep	17.5	20.9
Oct	19.3	22.7
Nov	15.3	19.4
Dec	12.0	15.4
Jan	13.8	15.6
Feb	12.6	15.9
Mar	18.5	19.5
Apr	15.3	18.0
May	20.6	16.0
Jun	24.2	18.2
Average YTD	213.2	233.9



Repeats - now counted as "addresses occurring more than once in 6 months to [Month]" for better comparability