

Leeds City Region COVID-19 Dashboard



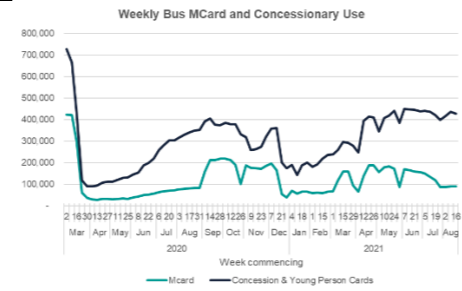
Working in partnership with the



Transport and environmental impacts

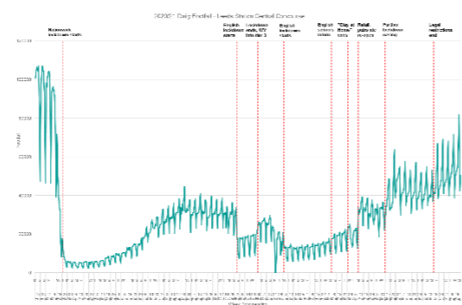
Local bus patronage

For the week beginning Monday 16th August 2021, the combined level of MCard and concessionary fare use shows a 55% reduction against the week beginning 2nd March 2020, a 1% decrease against the previous week.
Source: WYCA NERO Reports



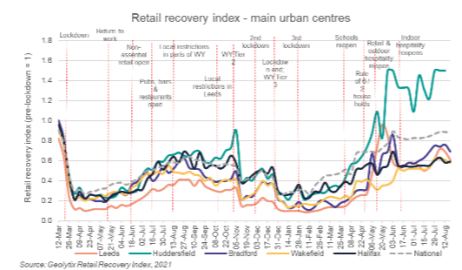
Station footfall

Data from Network Rail shows total daily footfall levels on Leeds Station Central Concourse. For the week beginning Monday 16th August 2021, this shows a 39% reduction against the week beginning 2nd March 2020, a 6% increase against the previous week.
Source: Network Rail / Station Capacity Team stationcapacity@networkrail.co.uk



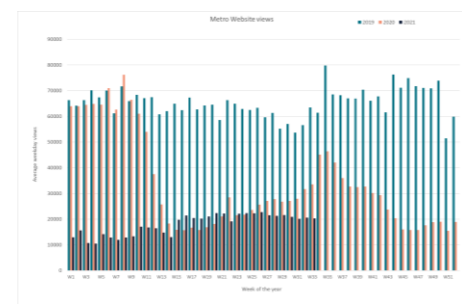
City / town centre activity

Activity in four of West Yorkshire's five main urban centres, aside from Huddersfield have dropped slightly from previous weeks. The main urban centres have footfall well under the per-pandemic baseline. The exception was Huddersfield, which has consistently exceeded its pre-pandemic baseline of 50% above. Both Bradford and Leeds dropped by 7% going to 69% and 61% of the pre pandemic levels respectively.



Metro website hits

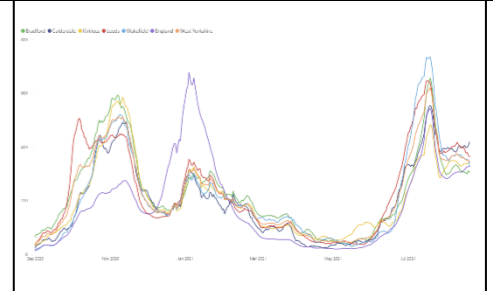
In the last week the average number of pageviews for the METRO website was 32% of the number in the same week of 2019. The average number of weekday pageviews fell 1% from the previous week, and is 31% higher than the lowest point in 2020.



Social and economic impacts

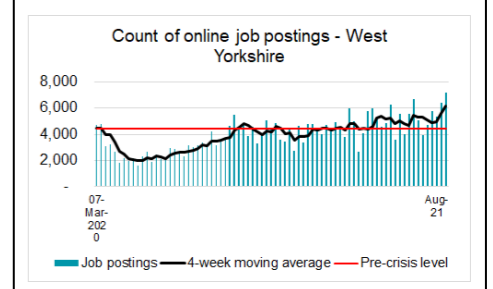
Local virus prevalence

As of the 20th August (latest data) the 7-day moving average COVID-19 case rate in West Yorkshire was 345.8 per 100k, 4% down on the previous week. Notably the gap in case rates between West Yorkshire and England has narrowed as rates in England overall increased by 7% in the last week. Within West Yorkshire rates are currently highest in Calderdale, (418 per 100), ranking it 14th highest Upper Tier Local Authority in England.



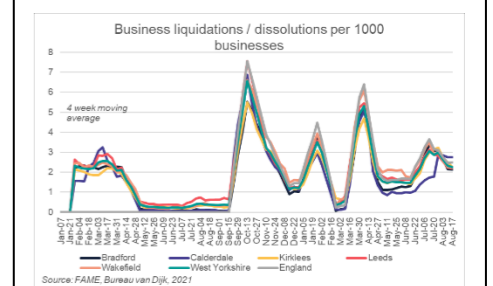
Local labour market

The number of vacancies for jobs in West Yorkshire posted online during week ending 21 August increased strongly by 11% compared with the previous week, based on a 4-week moving average (national average increase 10%). The unadjusted number of vacancies is easily the highest weekly total recorded for West Yorkshire since the pandemic began. The moving average has now been above the pre-crisis level (14th March 2020) for 17 consecutive weeks.



Local business / economic data

There were 324 business liquidations in West Yorkshire up to the week ending 17th August, based on a four-week moving average, according to data from Bureau van Dijk's Fame database. This represents a downward trend from previous weeks high of 334. At local authority level, the liquidations levels across all five districts have dropped from last month except from Calderdale which has seen an increase of 20 new liquidation compared to the previous month.



Local business insight

In June 829 new business bank accounts was opened in the West Yorkshire region. Leeds has the highest number of new businesses bank accounts with 296. Calderdale has the lowest with 77 new business bank accounts. Across all districts the number of new business bank accounts per month have remained consistent with the fastest growing district being Wakefield which monthly new accounts grew by 10%.

