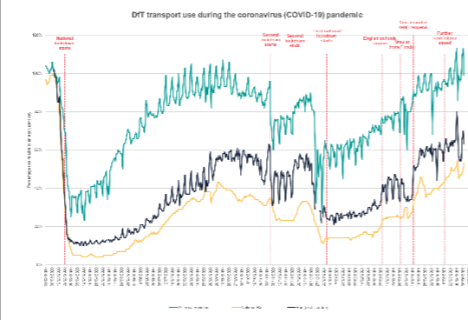


Transport and environmental impacts

National travel trends

Local bus patronage information is not available this week due to a technical issue. We are presenting national travel data instead. Bus travel recovered from a bank/school holiday dip to over 60% of baseline. Rail travel continues to recover at a lower level than bus use while motor vehicle travel is at or above baseline levels.

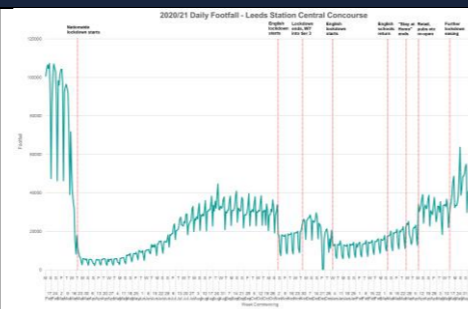
Source: [Transport use during the coronavirus \(COVID-19\) pandemic - GOV.UK \(www.gov.uk\)](https://www.gov.uk/government/collections/transport-use-during-the-coronavirus-covid-19-pandemic)



Station footfall

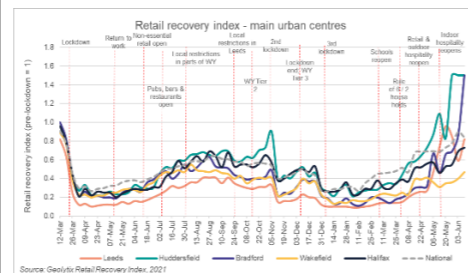
Data from Network Rail shows total daily footfall levels on Leeds Station Central Concourse. For the week beginning Monday 7th June 2021, this shows a 53% reduction against the week beginning 2nd March 2020, a 6% decrease against the previous week.

Source: [Network Rail / Station Capacity Team stationcapacity@networkrail.co.uk](mailto:stationcapacity@networkrail.co.uk)



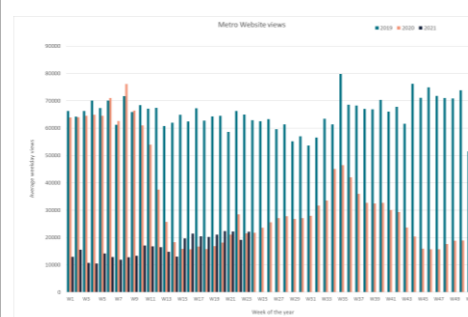
City / town centre activity

Activity increased markedly in Bradford in the week to June 10th and is now 50% above pre-pandemic baseline according to the latest Geolytix Retail Recovery Index. This puts Bradford on a par with Huddersfield which has now been consistently at that level for three weeks. Wakefield is the only main urban centre with activity below 50% of its pre-pandemic level, albeit only slightly at 47%.



Metro website hits

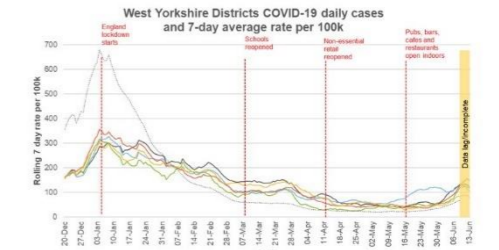
In the last week the average number of pageviews for the METRO website was 34% of the number in the same week of 2019. The average number of weekdays pageviews increased by 16% from the previous week (half term) and is 43% higher than the lowest point in 2020.



Social and economic impacts

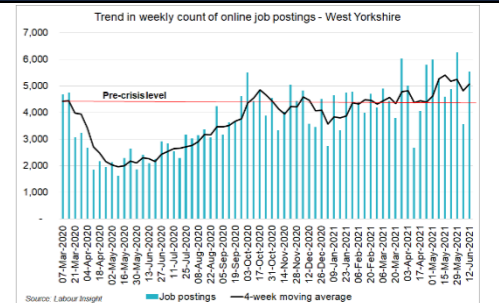
Local virus prevalence

As of the 9th June 2021, the 7-day moving average West Yorkshire COVID-19 rate was 121.0 cases per 100k, a 70% increase compared to the previous week (71 per 100k). In the same period, the rate in Yorkshire and the Humber increased by 69% to 74.2 per 100k, and rates overall in England increased by 64% to 67.1 per 100k



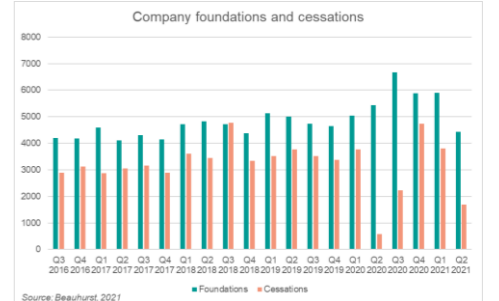
Local labour market

The number of vacancies for jobs in West Yorkshire posted online during week ending 12 June grew by 5% compared with the previous week, based on a 4-week moving average (national average increase also 5%). The weekly vacancy count for West Yorkshire remains above its pre-crisis level (by 14%), a position that has been sustained for several weeks.



Local business / economic data

Business formations continue to outpace cessations in West Yorkshire, according to data from Beauhurst. There have been 4,400 new business formations so far in Q2 2021, compared to 5,900 in Q1 though clearly Q2 data is not yet complete. Business cessations currently stand at 1,690 in Q2, around half the 3,800 seen in Q1.



Local business insight

Between May and June business have been mostly reporting issues around workforce & people and importing and exporting. Which has been consistent throughout the year. Digital & data issues, which were prominent earlier this year has dropped off, while procurement, IP and UK-EU funding issues have become the third most reported issue in the last two months.

