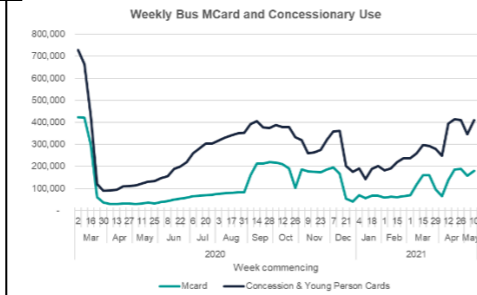


Transport and environmental impacts

Local bus patronage

For the week beginning Monday 10th May 2021, the combined level of MCard and concessionary fare use shows a 49% reduction against the week beginning 2nd March 2020, a 17% increase against the previous week.

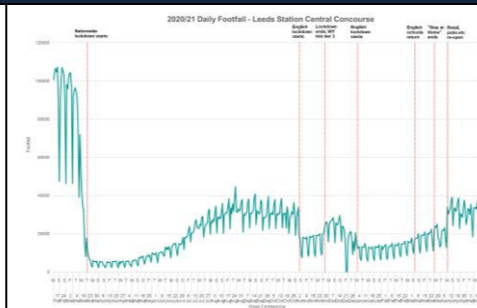
Source: WYCA NERO Reports



Station footfall

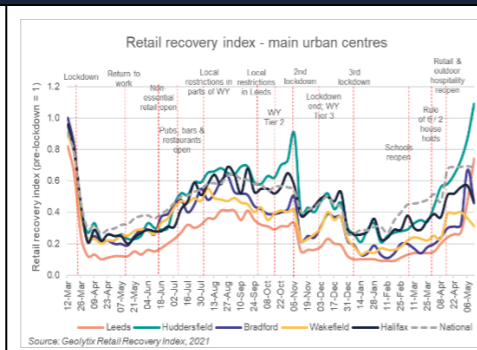
Data from Network Rail shows total daily footfall levels on Leeds Station Central Concourse. For the week beginning Monday 10th May 2021, this shows a 65% reduction against the week beginning 2nd March 2020, a 10% increase against the previous week.

Source: Network Rail / Station Capacity Team
stationcapacity@networkrail.co.uk



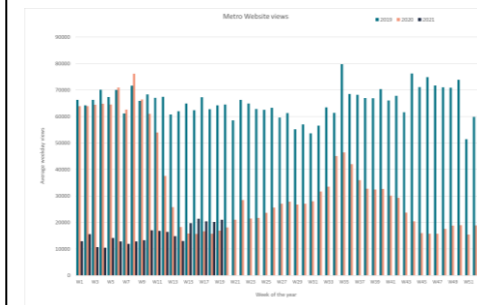
City / town centre activity

Activity has continued to increase markedly in the centres of Leeds and Huddersfield since lockdown began to ease, according to Geolytix's Retail Recovery Index. Activity in Huddersfield was 9% above its pre-pandemic baseline in the week to 13th May, with Leeds at 74% of its baseline. West Yorkshire's other main urban centres saw activity drop back following an initial increase when retail and hospitality reopened on April 12.



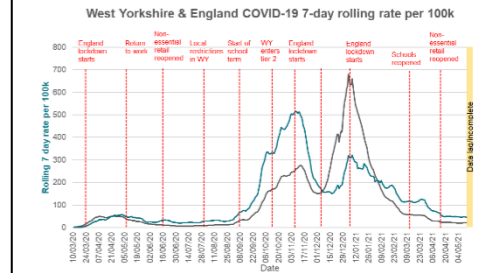
Metro website hits

In the last week the average number of pageviews for the METRO website was 33% of the number in the same week of 2019. The average number of weekday pageviews rose by 4% from the previous week, and is 36% higher than the lowest point in 2020.



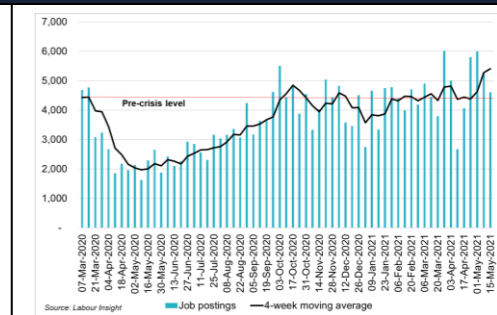
Virus Prevalence

As of the 12th May 2021, the 7-day moving average West Yorkshire COVID-19 rate was 48.1 cases per 100k, a slight decline (3%) compared to the previous week (49.6 per 100k). In the same period, the rate in Yorkshire and the Humber fell by 6% to 39.1 per 100k, and rates overall in England increased slightly (by 6%) to 23 per 100k



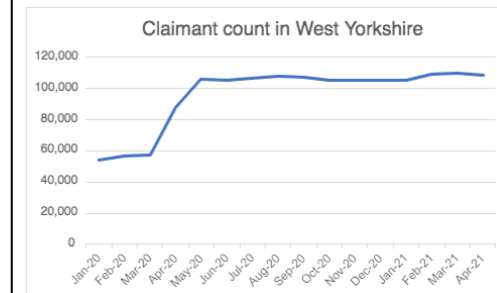
Local labour market

The number of vacancies for jobs in West Yorkshire posted online during week ending 15 May grew by 3% compared with the previous week, based on a 4-week moving average (national average increase: also 2%). The weekly vacancy count for West Yorkshire is currently 22% above its pre-crisis level (i.e. compared with week ending March 14 2020).



Local business / economic data

Figures for the count of out of work claimants for April 2021 have been published today and show a small decline of 1% or 965 for West Yorkshire. The current West Yorkshire claimant count of 108,815 is 93% higher (+53,420) than its pre-crisis level (in February 2020). All local authorities in West Yorkshire saw modest declines in their counts.



Local business insight

In this week's feedback, some food & drink and hospitality sector companies, after facing a difficult early pandemic period have seen really strong growth in recent months. Businesses have seen an increase in demand from companies that want greater digital services or they have adapted to the new food & drink market and flourished. Over the course of recent engagement on EU Exit, the most spoken to sector has been electronics & machinery companies (outside of other.)

