

Leeds City Region COVID-19 Dashboard



Working in partnership with the

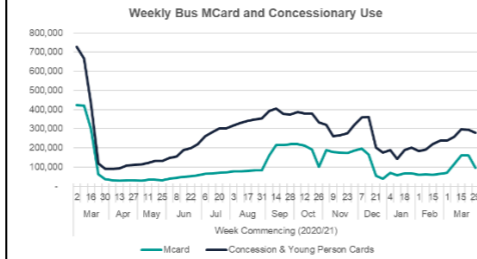


Transport and environmental impacts

Local bus patronage

For the week beginning Monday 29th March 2021, the combined level of MCard and concessionary fare use shows a **68% reduction** against the week beginning 2nd March 2020, an **18% decrease** against the previous week. This covers a bank holiday and the Easter weekend.

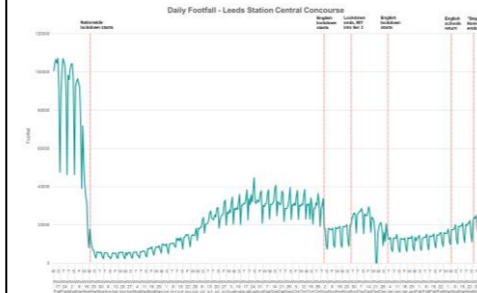
Source: WYCA NERO Reports



Station footfall

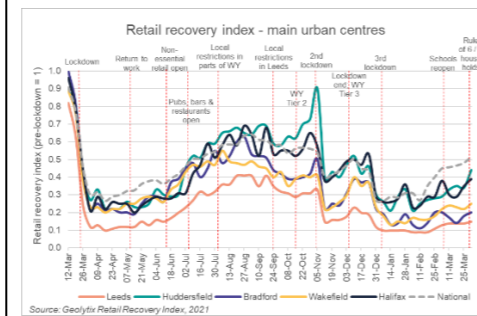
Data from Network Rail shows total daily footfall levels on Leeds Station Central Concourse. For the week beginning Monday 29th March 2021, this shows a **78% reduction** against the week beginning 2nd March 2020, a **9% increase** against the previous week. This covers a bank holiday and the Easter weekend.

Source: Network Rail / Station Capacity Team
stationcapacity@networkrail.co.uk



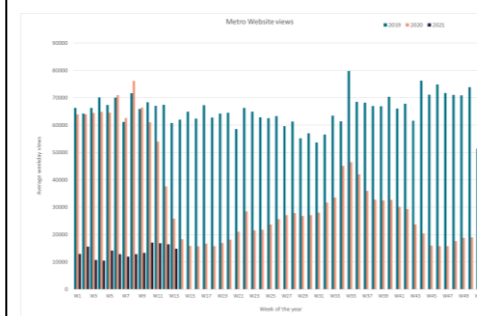
City / town centre activity

West Yorkshire's main urban centres saw an increase in activity in the week to April 1st as more social mixing was allowed, according to Geolytix's Retail Recovery Index. Huddersfield saw the largest increase in movement, increasing from 34% of its pre-pandemic baseline in w/e 25th March, to 44% in w/e 1st April. Leeds saw a very slight increase, from 14% to 15%. All main West Yorkshire centres remain below the national average of 52% of baseline.

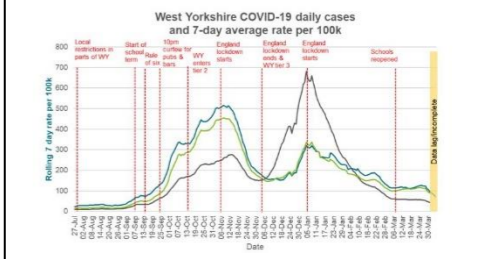


Metro website hits

In the last week the average number of pageviews for the METRO website was **24% of the number in the same week of 2019**. The average number of weekday pageviews **fell by 10% from the previous week**, and is again lower than at any point in 2020.

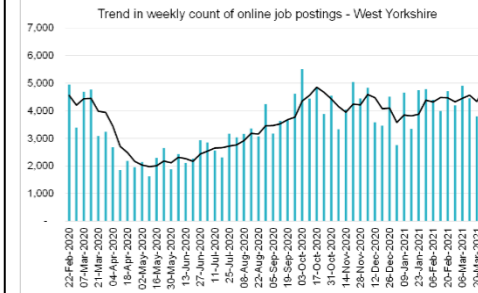


As of the 31st March 2021, the 7-day moving average **West Yorkshire COVID-19 rate was 96.9 cases per 100k, a 23% decrease compared to the previous week** (from 125.8 per 100k) and the lowest rates have been since 19th Sept 2020. In the same period, the rate in Yorkshire and the Humber fell by 23% to 88.9 per 100k, and rates overall in England fell by 22% to 43.9 per 100k



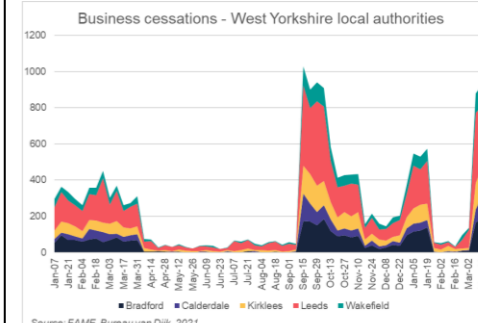
Local labour market

The number of vacancies for jobs in West Yorkshire posted online during week ending 3 April grew by 1% on the previous week, based on a 4-week moving average. This follows an 11% increase for week ending 27 March. Nationally, the number of vacancies was static (based on the moving average). The weekly vacancy count for West Yorkshire is currently 8% above its pre-crisis level (i.e. compared with week ending March 14 2020).



Local business / economic data

Almost 850 business dissolutions / liquidations have been recorded so far for West Yorkshire in the week to March 30th, down by around 100 (9%) from the previous week. Bradford (+16%) and Leeds (+3%) saw increases with other areas seeing falls. Nationally the figure was down 1%, though it would seem that data still reflects the processing of work accumulated whilst activity was paused at Companies House between January and 8th March.



Local business insight

Last week there was reports of ongoing importing & exporting issues companies are seeing delays of up to 4 weeks for products to be delivered. Either due to customs holding up their product or the company they are sourcing from are unhappy or unsure of the paperwork needed to export the item.

Since the start of the year issues around Workforce & People have been consistently the most reported issue. With Digital & Data issue at the start being the second most reported but in recent months Importing & Exporting issue has become the second highest.

