

Leeds City Region COVID-19 Dashboard



Working in partnership with the

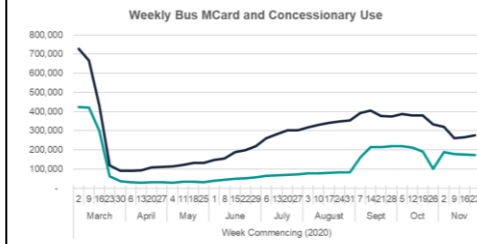


Transport and environmental impacts

Local bus patronage

For the week beginning Monday 23rd November 2020, the combined level of MCard and concessionary fare use shows a **reduction of 61%** against the week beginning 2nd March 2020, a **2% increase** against the previous week.

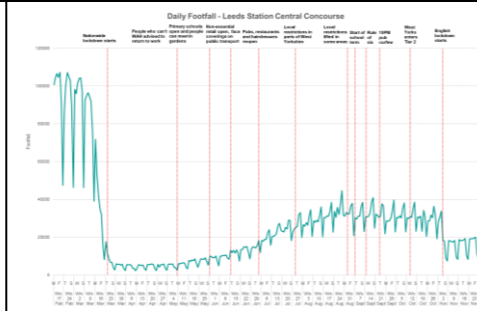
Source: WYCA NERO Reports



Station footfall

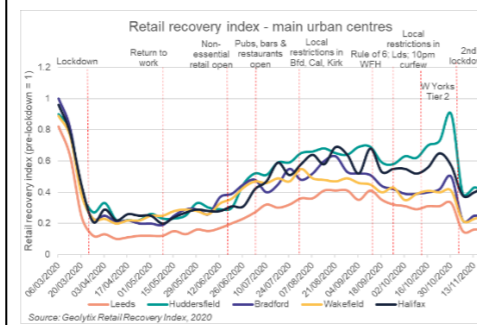
Data from Network Rail shows total daily footfall levels on Leeds Station Central Concourse. For the week beginning Monday 23rd November 2020, this shows a **reduction of 82%** against the week beginning 2nd March 2020, a **5% increase** against the previous week.

Source: Network Rail / Station Capacity Team stationcapacity@networkrail.co.uk



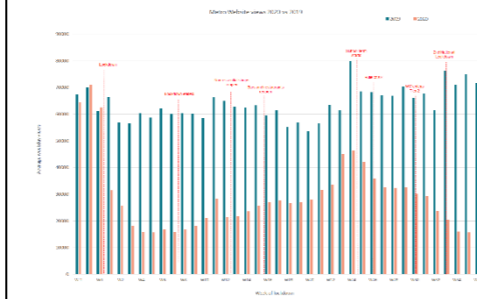
City / town city centre activity

Activity in West Yorkshire's main urban centres remains relatively low during November's lockdown, with little change in the week commencing November 20th compared to the previous week according to Geolytix's Retail Recovery Index. Activity in Wakefield increased from 23% of pre-March levels to 26%, whilst Halifax saw a similar increase from 40% to 44%. Huddersfield and Bradford saw slight falls to 40% and 24% of pre-March levels respectively, with Leeds unchanged at 16%.



Metro website hits

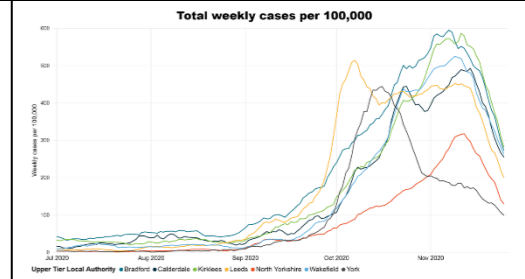
In week 36 the average number of weekday pageviews for the METRO website remained unchanged from the previous week. The average number of pageviews was 22% of the same week of 2019, slightly up from the previous week but still a lower proportion than at any point during the first national lockdown.



Social and economic impacts

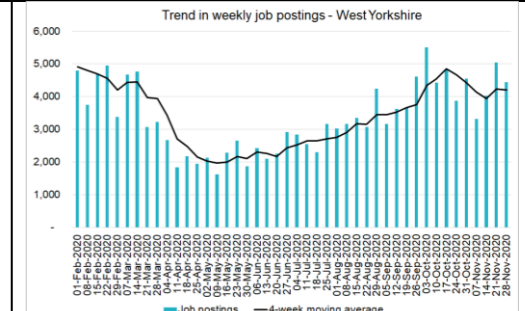
Local virus prevalence

As we come to the end of the second national lockdown there has been a large drop in cases rates across the West Yorkshire region. In the week ending 25th Nov, Kirklees had the highest case rate at 282.2 per 100,000, a drop of 40% from a week previous, while Leeds has the lowest case rate of 200.8 per 100,000 again a drop rate of 42%. The other districts in West Yorkshire have seen similar drops in cases from the week previous



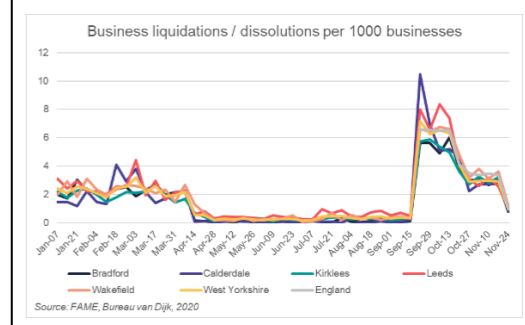
Local labour market

The number of vacancies for jobs in West Yorkshire posted online during week ending 28 November was similar to the previous week (-1%) based on a 4-week moving average. Nationally, the number of vacancies also fell by 1%. The weekly vacancy count remains below its recent peak in mid-October following the imposition of Covid restrictions.



Local business / economic data

The number of business liquidations in West Yorkshire fell from 419 in the week to 17th November to 139 in the week to 24th November, according to data from Fame. This 67% fall is similar to the 70% fall seen across England, after a month of relatively consistent data. Data may be revised upwards as it is subject to lag, but at this stage suggests a fall in business liquidations after a period of elevated activity following the reinstatement of liquidation procedures in September.



Local business insight

In this week's feedback, there has been a continuation of the trend in the last few weeks, of a slow trickle of redundancies being made by businesses. This week's redundancies are being made due to prolonged low demand for the businesses' service and are being made despite the support available to them. Many of these businesses are consumer facing which have continued to face demand shortage during lockdown. During November more than 50% of business in the art, education and business administration, have reported significant reduction of operations.

