

Leeds City Region COVID-19 Dashboard



Working in partnership with the

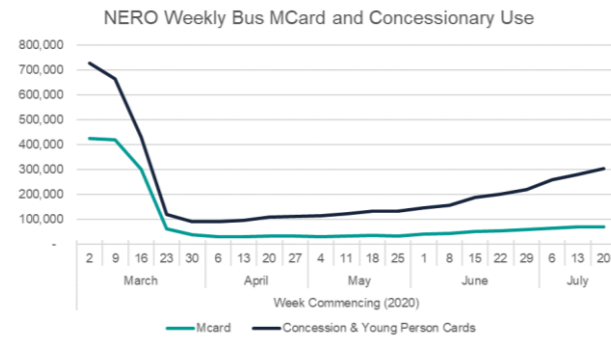


Transport and environmental impacts

Local bus patronage

For the week beginning Monday 20th July 2020, the combined level of MCard and concessionary fare use shows a **reduction of 68%** against the week beginning 2nd March 2020, an **increase of 7%** against the previous week.

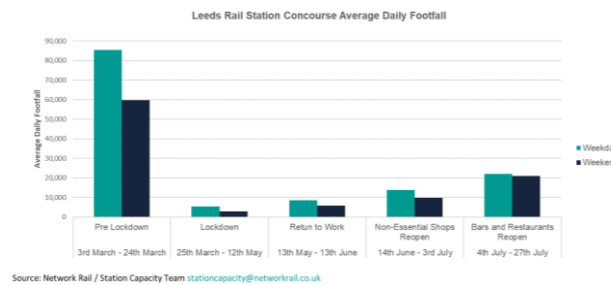
Source: WYCA NERO Reports



Station footfall

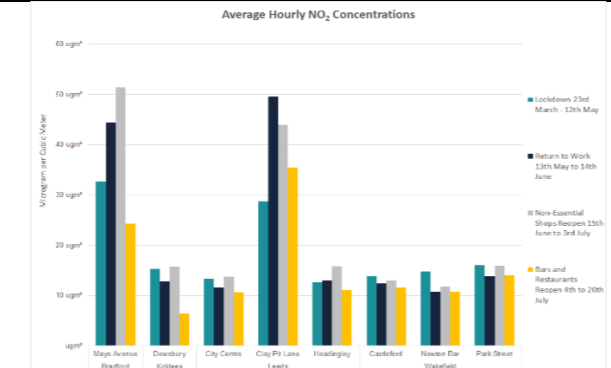
Data from Network Rail shows total daily footfall levels on Leeds Station Central Concourse. For the week beginning Monday 20th July 2020, this shows a **reduction of 74%** against the week beginning 2nd March 2020, **an increase of 6%** against the previous week.

Source: Network Rail / Station Capacity Team stationcapacity@networkrail.co.uk



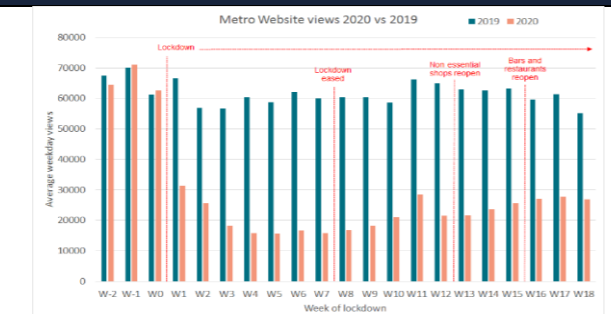
Air quality

NO2 concentrations across West Yorkshire are within the lowest band of the DEFRA Air Quality Index. The lowest NO2 concentrations are seen at the site in Dewsbury, located at the entrance to a care home. The largest observed decrease is at Mayo Avenue, a site at a supermarket entrance, where NO2 levels fell 47% recently, indicating decreased traffic congestion at the site entrance.



Metro website hits

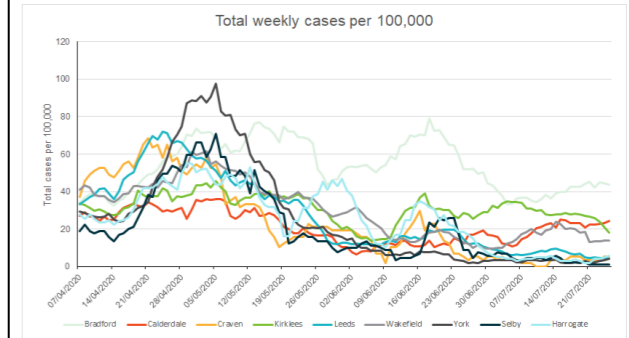
In week 18 the average weekday pageviews were 49% of the number in the same week of 2019, the highest proportion since the start of lockdown. Pageviews fell by 4% from the previous week probably owing to the start of the school summer holidays and were 69% higher than in week 4 of lockdown.



Social and economic impacts

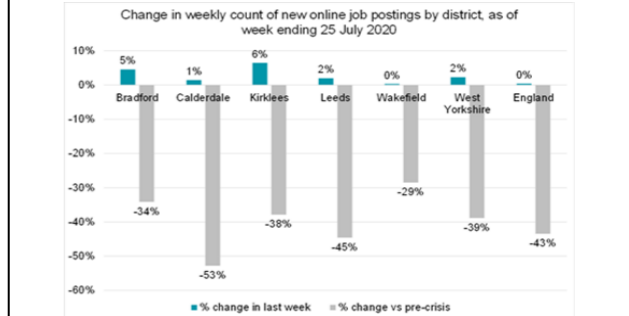
Local virus prevalence

As of 25th July, Bradford (44), Calderdale (24), Kirklees (18) and Wakefield (14) have higher weekly cases per 100,000 people than the English average of 7.9. Over the past two weeks the rate has been increasing in some areas, most notably Bradford and Calderdale. However, other areas such as Kirklees have seen falls recently.



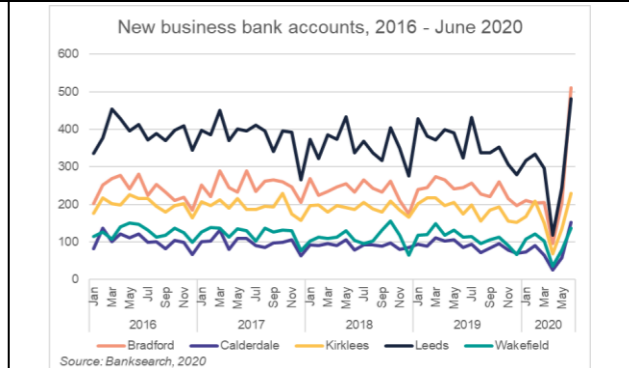
Local labour market

As of week ending 25 July, the number of new vacancies posted online in West Yorkshire remained 39% lower than immediately prior to the crisis (week ending 14 March). However, there has been some recovery from the lowest point in early May when the number of postings fell to 58% below the pre-crisis level.



Local business / economic data

1,500 new business bank accounts were opened in West Yorkshire in June 2020 according to BankSearch, an increase of 109% on May and 258% on April. 1,800 new accounts were opened in the wider City Region (up 102% on May) and nationally the increase was 77%. This data is a proxy for start-up activity though it is not certain whether this is due to a sharp increase in new business formation, or a result of other factors such as activity delayed from spring.



Local business insight

Of 34 businesses to provide an update on their trading status to Growth Managers this week, only three were currently closed with one of these opening within the next two weeks. About half of those who are open report significantly reduced operations though others report being particularly busy as a result of COVID, with examples this week in the health sector as well as IT and cleaning companies.

