

Leeds City Region COVID-19 Dashboard



Working in partnership with the

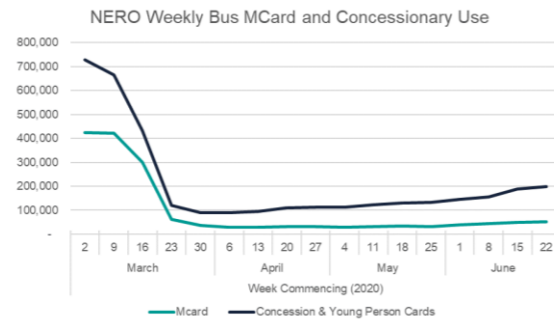


Transport and environmental impacts

Local bus patronage

For the week beginning Monday 22nd June 2020, the combined level of MCard and concessionary fare use shows a reduction of 78% against the week beginning 2nd March 2020, an increase of 6% against the previous week.

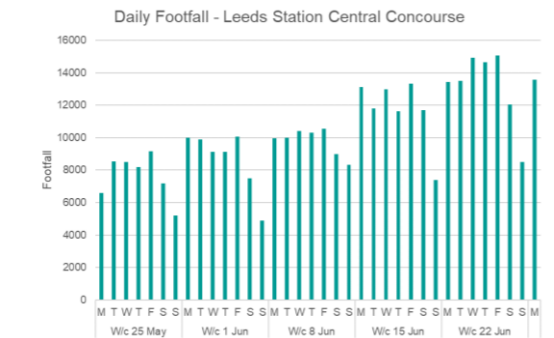
Source: WYCA NERO Reports



Station footfall

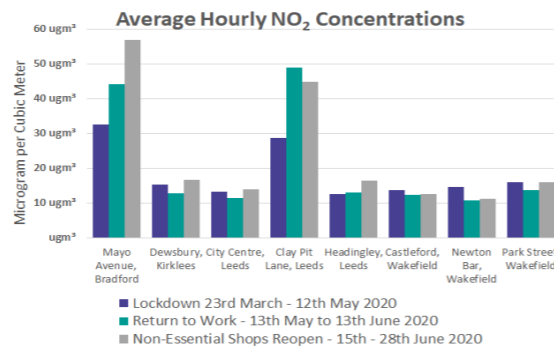
Data from Network Rail shows total daily footfall levels on Leeds Station Central Concourse. For the week beginning Monday 22nd June 2020, this shows a reduction of 86% against the week beginning 2nd March 2020, an increase of 12% against the previous week.

Source: Network Rail / Station Capacity Team stationcapacity@networkrail.co.uk



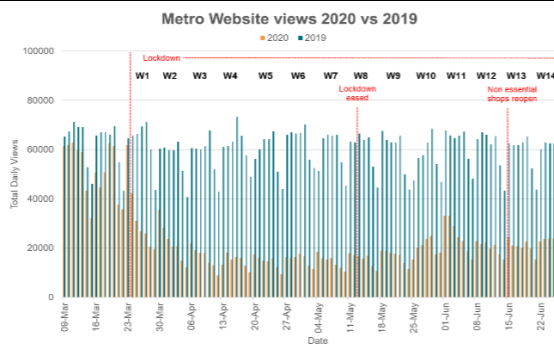
Air quality

Roadside NO2 levels are rising following the reopening of non-essential shops especially at Mayo Avenue, at the entrance of a supermarket carpark. High concentrations on Clay Pit Lane indicate traffic returning to A Roads approaching Leeds City Centre.



Metro website hits

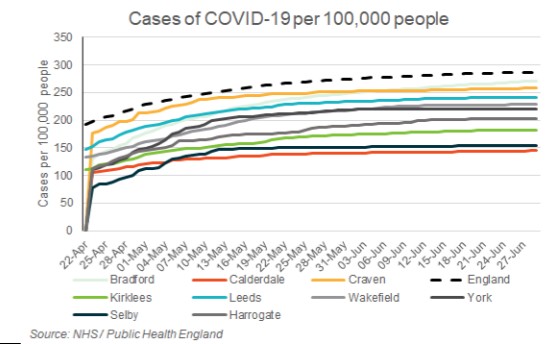
The number of pageviews in week 14 of lockdown was 38% of the number in the same week of 2019. Pageviews increased by 8% from the previous week and were 49% higher than in week 4 of lockdown.



Social and economic impacts

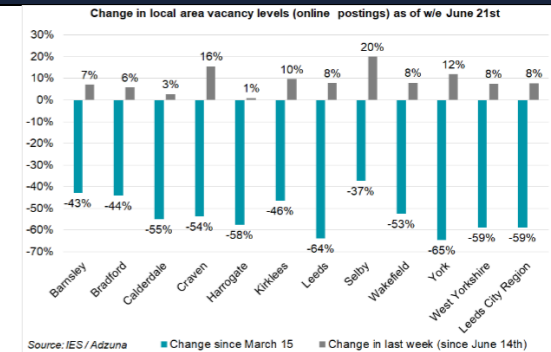
Local virus prevalence

As of 29th June, the Covid-19 infection rate was 286.5 per 100,000 people across England. All local authorities in the Leeds City Region are lower than the national rate. Bradford has the highest at 270.9 and Calderdale has the lowest at 145.2. Seven-day average growth figures have continued to plateau at between 0% to 0.3%



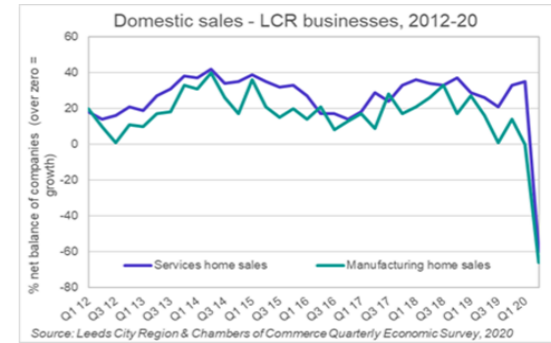
Local labour market

Although vacancy levels remain subdued compared with pre-crisis period, all districts saw some growth in week to 21/6 and most have now seen vacancy increases for 3 consecutive weeks.



Local business / economic data

Businesses across Leeds City Region saw an unprecedented drop in activity in Q2 2020, according to the Quarterly Economic Survey with the Chambers of Commerce in Leeds City Region. All key measures on the survey turned negative, with drops in results to their lowest level in the survey's thirty-one-year history.



Local business insight

As businesses begin to resume operations in some cases, many continue to report subdued activities and revenues across a range of industries, including areas of professional services as well as the more frequently reported issues for consumer facing and events businesses.

Some firms are planning redundancies though others are identifying opportunities for growth, expansion and recruitment.

